











Engagement Survey Results

This survey was conducted to help us understand how we can best serve, connect with, and engage our parish family.








How would you describe your affiliation with St. Dominic Catholic Parish?

Answer	0%	100%	Number of Response(s)	Response Ratio
I am a newer member (less than 2 years).			36	10.0 %
I am an established member (3-10 years).			96	26.7 %
I am a long-time member (more than 10 years).			187	52.0 %
I am a non-member but have begun connecting with St. Dominic Catholic Parish because of the digital ministries offered. (9:00 AM Livestream Masses, daily video reflections, Live! with Fr. Dennis, Ask Fr. Aaron, etc.).			18	5.0 %
No Response(s)			22	6.1 %
Totals			359	100%

Please indicate your current Mass attendance practice.

Answer	0%	100%	Number of Response(s)	Response Ratio
I attend Mass in person.			163	45.4 %
I watch the St. Dominic Livestream Sunday Masses.			117	32.5 %
I watch another online or TV broadcast Mass.			29	8.0 %
None of the above.			33	9.1 %
No Response(s)			17	4.7 %
Totals			359	100%

What would bring you to Mass in person? Please select the primary reason.

Answer	0%	100%	Number of Response(s)	Response Ratio
Obligation to attend Mass is restored.			7	1.9 %
Masks are required.			42	11.6 %
New cases are on a consistent decline.			32	8.9 %
A vaccine is available.			24	6.6 %
Safety restrictions are lifted.			14	3.8 %
Other			26	7.2 %
No Response(s)			214	59.6 %
Totals			359	100%





What do you miss most about the parish due to current restrictions?

213 Response(s)

Have you seen or heard about a program or activity from another church or organization that St. Dominic should consider offering to help us engage with one another? Please tell us about it. Include your name, phone or email if you would like us to contact you to discuss and learn more.

50 Response(s)

Do you read the weekly Connected in Christ email?

Answer	0%	100%	Number of Response(s)	Response Ratio
Yes			231	64.3 %
Occasionally			44	12.2 %
No-here's why:			20	5.5 %
No Response(s)			64	17.8 %
Totals			359	100%

How often should we continue to send an email to our parishioners with important announcements, updates, and engagement opportunities?

Answer	0%	100%	Number of Response(s)	Response Ratio
Weekly			185	51.5 %
Twice per month			32	8.9 %
Monthly			5	1.3 %
As needed			61	16.9 %
Other			7	1.9 %
No Response(s)			69	19.2 %
Totals			359	100%

What other methods would you be open to us using to communicate and connect with you? Select all that apply.

Answer	0%	100%	Number of Response(s)	Response Ratio
In person			74	29.7 %
Video Conferencing (Zoom)			70	28.1 %
Phone call			79	31.7 %
Automated or recorded phone message			108	43.3 %
Text Message			117	46.9 %
Direct mail			99	39.7 %
Social Media. Please indicate the platforms below (Facebook, Twitter, Instagram, etc.)			86	34.5 %
Totals			249	100%

In what other ways might you be interested in engaging in the life of St. Dominic Catholic Parish? Select all that apply.

Answer	0%	100%	Number of Response(s)	Response Ratio
An online small group that gathers to connect and share faith.			41	15.8 %
An in-person small group (10 or less) that gathers to connect and share faith.			57	22.0 %
Emails that contain dynamic video content with opportunities for engagement and discussion with others through chat features.			72	27.7 %
Periodical weekday/weeknight virtual experiences (Zoom, Facebook Live, Livestream).			64	24.7 %
An online bible study.			54	20.8 %
I prefer to engage with Sunday Mass, only.			66	25.4 %
None at this time.			41	15.8 %
Other			24	9.2 %
Totals			259	100%

How can we better serve you during this pandemic? Please include your name, phone or email, if you would like us to reach out to you.

80 Response(s)

Please indicate your age.

Answer	0%	100%	Number of Response(s)	Response Ratio
Under 18			0	0.0 %
18-24			2	<1 %
25-34			18	5.0 %
35-49			66	18.3 %
50-65			90	25.0 %
65+			112	31.1 %
No Response(s)			71	19.7 %
Totals			359	100%